

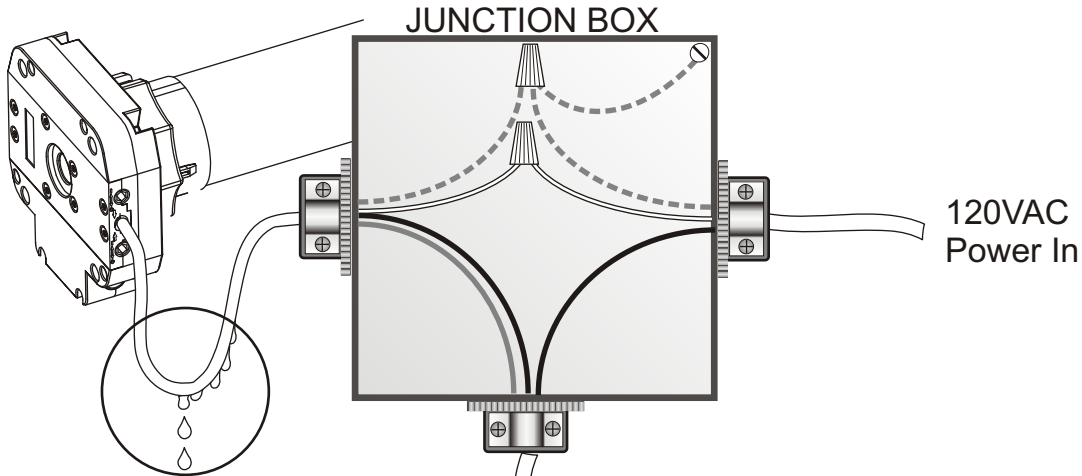


UNIVERSAL KEY SWITCH

- * One Motor
- * One Key Switch

Read all instructions carefully before use.

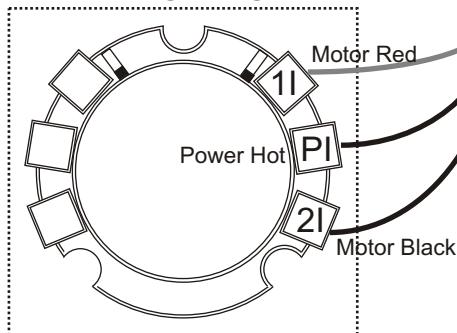
Reference Number
2004964



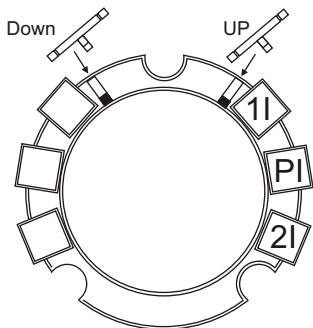
WIRING CHART

MOTOR CABLE	POWER 120VAC	
BLACK	HOT	————
WHITE	NEUTRAL	=====
GREEN	GROUND	-----
RED		————

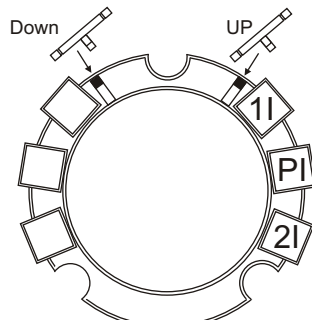
KEY SWITCH



If direction is reversed, switch motor red to 2| and motor black to 1|



Momentary Contact



Maintained Contact

NOTICE: For installation by a qualified electrician in accordance with national and local electrical codes, and the following instructions.

CAUTION: RISK OF ELECTRICAL SHOCK. Disconnect power before installing. Never wire energized electrical components.

Select conductors having 90°C or higher rated insulation having sufficient ampacity in accordance with the 60°C column of National Electrical Code® Table 310-16 or Canadian Electrical Code Table 2

DO NOT USE TIN CONDUCTORS.

Warning

DO NOT wire more than one operator to a single pole switch. A second operator can be wired to the second pole of a double pole switch.

DO NOT connect two switches to an operator without a relay.