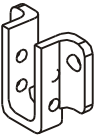
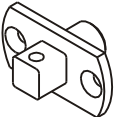
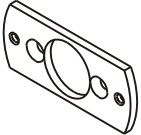
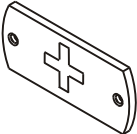
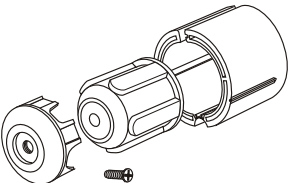
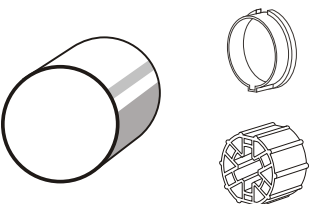




Operators Type 3.5 Accessories

Item	Reference	Description
	9510000	Support for 10 mm square - Attaches to wall bracket 800095 or 800016 - For use with: 500003 - Zinc Plated
	9580008	Motor mount 10mm square pin - For use with all 3.5 operators - Zinc Plated
	9580009	Motor flat mount - For use with all 3.5 operators - Zinc Plated
	9012258	Motor flat mount - For use with all 3.5 operators - Zinc Plated
	9001529	Type 3.5 to Type 5 Adaptor Kit - Allows the use of Type 5 crowns and drives with Type 3.5 motors - Black composite - Maximum motor torque - 13 Nm
	9001481 9001497 9001495 9001529	Motor 3.5 crown and drive sets - 40mm Octagonal - 37mm Round - 40mm Round - Adaptor interface which allows the use of all T5 adaptors

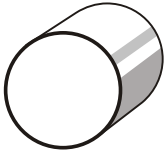

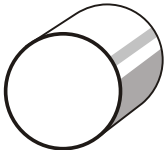


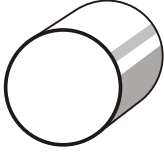


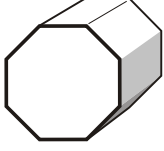


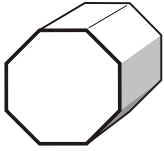


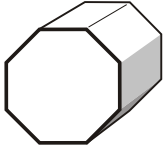


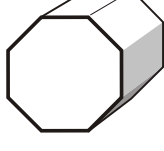




Operator Accessories

Tube Adaptors

Type 5 / DMI

Crowns and Drives

Tube Profiles	Reference	Description
 	9206089 9206088	50mm Round Type 5 Drive - Soft clip 50mm Round Type 5 Drive - Hard clip
  	9707026 9521028 9206041	60mm Round Type 5 Crown 60mm Round Type 5 Set "Hard Clip" 60mm Round Type 5 Drive - Hard clip
  	9707026 9012813 9012950	60mm Round Type 5 Crown 60mm Round Type 5 Set Aluminum 60mm Round Type 5 Drive - Aluminum
  	9707025 9521031 9751001	60 mm Octagonal Type 5 Crown 60 mm Octagonal Type 5 Set 60 mm Octagonal Type 5 Drive
  	9707025 9012814 9012951	60 mm Octagonal Type 5 Crown 60 mm Octagonal Type 5 Set Aluminum 60 mm Octagonal Type 5 Drive Aluminum
  	9521046 9521021 9751002	70 mm Octagonal Type 5 Crown 70 mm Octagonal Type 5 Set 70 mm Octagonal Type 5 Drive
  	9521046 9012812 9011878	70 mm Octagonal Type 5 Crown 70 mm Octagonal Type 5 Set Aluminum 70 mm Octagonal Type 5 Drive Aluminum

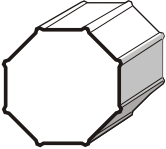


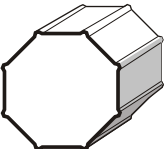


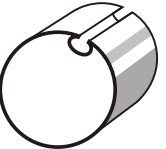



















Operator Accessories

Tube Adaptors

Type 5 / Type 6 / DMI

Crowns and Drives

Tube Profiles	Reference	Description
  	9705340	70 mm Octagonal Type 6 Crown
	9530117	70 mm Octagonal Type 6 Set
	9751002	70 mm Octagonal Type 6 Drive
  	9705340	70 mm Octagonal Type 6 Crown
	9012815	70 mm Octagonal Type 6 Set Aluminum
	9011878	70 mm Octagonal Type 6 Drive Aluminum
  	9521000	70 mm Type 5 Set
	9530112	70 mm Type 6 Set
  	9521007	78 mm Type 5 Set
	9530107	78 mm Type 6 Set
  	9521010	72 mm Type 5 Set
  	9521019	70 mm Type 5 Set
  	9521008	85 mm Type 5 Set
	9530109	85 mm Type 6 Set
  	707030	63 mm Type 5 Crown
	751002	63 mm Type 5 Drive

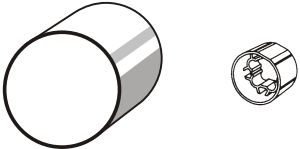
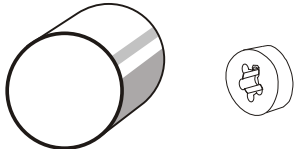
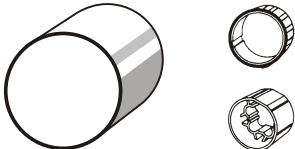
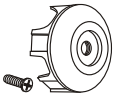



Operator Accessories

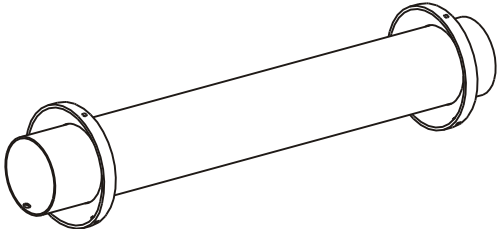
Tube Adaptors

Type 5 / Type 6 / DMI / Type 8

Crowns and Drives

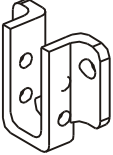
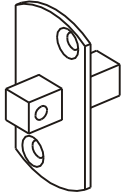
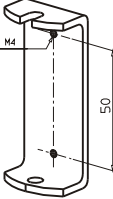
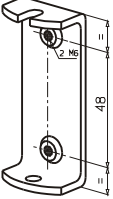
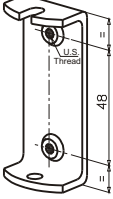
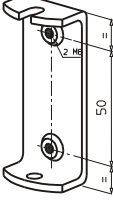
Tube Profiles	Reference	Description
	9206041	60 mm Round Type 6
	9012950	60 mm Round Type 6 Aluminum
	9530112	67mm Round Type 6
	9530124	94mm Round Type 6
	9910004	For use with all aluminum drive wheels Type 5 drive wheel stop
	9910062	Type 6 drive wheel stop
	9001297	94mm Round Type 8 Drive Aluminum
	9001315	124mm Round Type 8 Adaptor Set

Sleeve Adaptors

Tube Profiles	Reference	Description
	9530135	85 mm Round
	9530137	94 mm Round
	9530142	100 mm Round
	9530143	102 mm Round
	9530144	104 mm Round
	9530145	107 mm Round
		All adaptor sleeves require a crown and drive wheel:
		Type 5: 9521028 Adaptor Set
		Type 6: 9206041 Drive Wheel

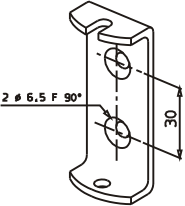


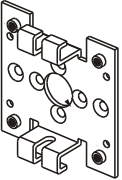
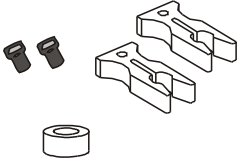


Operators Type 5 Bracket Accessories

Item	Reference	Description
	9510000	<p>Shade Bracket</p> <ul style="list-style-type: none"> - U- Support for square 10mm motor mount 9500073 - Attaches to wall bracket 2003677 - Zinc Plated Steel
	9520073	<p>Shade Bracket</p> <ul style="list-style-type: none"> - Motor mount 10mm square pin - For Type 5 operators - Zinc Plated Steel
	9520038	<p>Shade Bracket</p> <ul style="list-style-type: none"> - 50mm spacing / 4mm tapped holes - Zinc Plated Steel
	9520040	<p>Awning Bracket</p> <ul style="list-style-type: none"> - 48mm spacing / 6mm tapped holes - Zinc Plated steel
	9520188	<p>Awning Bracket</p> <ul style="list-style-type: none"> - 48mm spacing / 1/4" US threaded tapped holes - Zinc Plated Steel
	9520041	<p>Awning Bracket</p> <ul style="list-style-type: none"> - 50mm spacing / 6mm tapped holes - Zinc Plated Steel

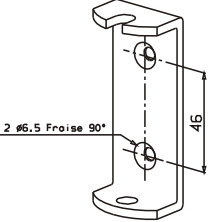
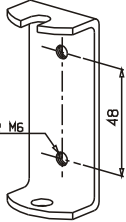
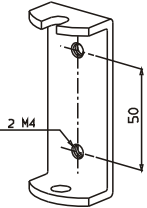
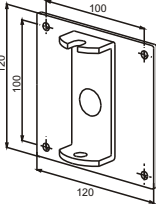
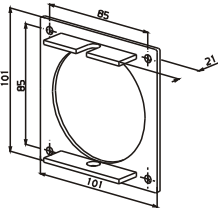
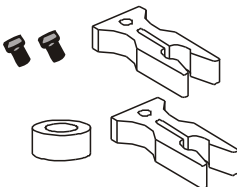


Operators Type 5 Bracket Accessories

Item	Reference	Description
	9520076	<p>Standard Bracket</p> <ul style="list-style-type: none"> - 30mm spacing / counter sunk holes - Attaches to wall plate 2003611 or 2003612 - Zinc Plated steel
	9520187	<p>Shutter Bracket</p> <ul style="list-style-type: none"> - Maxi side frame bracket 100x100mm - Requires side frame center pin to be removed - Gold Zinc Plated Steel
	9252527	<p>Shade Bracket</p> <ul style="list-style-type: none"> - 30mm spacing / 1/4" US Threaded holes - Attaches to wall bracket: 2003643 - Zinc Plated Steel
	9520049	<p>Shutter Bracket</p> <ul style="list-style-type: none"> - Mini side frame bracket 80x80mm - No center pin removal required - Zinc Plated Steel
	9013156	<p>Bracket Fitting Set</p> <ul style="list-style-type: none"> - Type 5 bracket fitting set

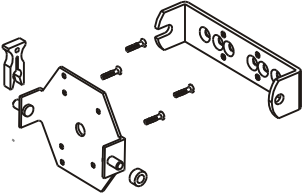
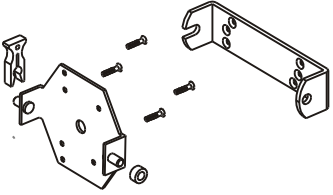
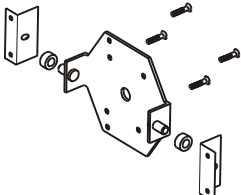
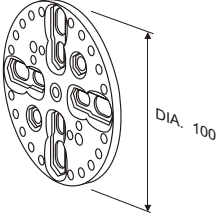
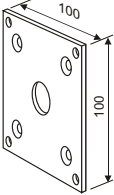
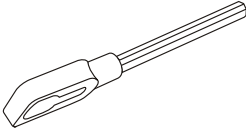


Operators Type 6 Bracket Accessories

Item	Reference	Description
	<p>9530051</p>	<p>Standard Motor Bracket</p> <ul style="list-style-type: none"> - 46mm spacing / counter sunk holes - Attaches to wall plate 850066 or 850067 - Zinc Plated Steel
	<p>9530042 9530019</p>	<p>Awning Bracket</p> <ul style="list-style-type: none"> - 48mm spacing / 6mm tapped holes - 48mm spacing / 1/4" US threaded tapped holes - Zinc Plated Steel
	<p>9530015</p>	<p>Shade Bracket</p> <ul style="list-style-type: none"> - 50mm spacing / 4mm tapped holes - Zinc Plated Steel
	<p>9530083</p>	<p>Shutter Bracket</p> <ul style="list-style-type: none"> - Super Maxi side frame bracket 120x120mm - Accommodates side frame center pin - Zinc Plated Steel
	<p>9530018</p>	<p>Shutter Bracket</p> <ul style="list-style-type: none"> - Maxi side frame bracket 100x100mm - Accommodates side frame center pin - Zinc Plated Steel
	<p>9856000</p>	<p>Bracket Fitting Set</p> <p>Type 6 bracket fitting set</p>

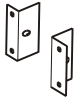
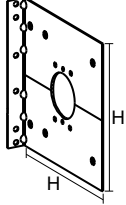
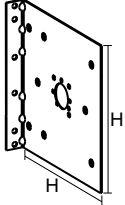

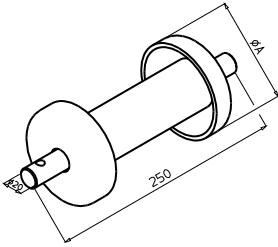


Operators Type 5 and 6 DMI Bracket Accessories

Item	Reference	Description
	9520074	<p>Motor Bracket</p> <ul style="list-style-type: none"> - DMI override 2 piece bracket - Attaches to wall plate 850066 or 850067 - Zinc Plated Steel
	2005701	<p>Motor Bracket</p> <ul style="list-style-type: none"> - DMI override 2 piece bracket adjustable - Attaches to wall plate 850066 or 850067 - Zinc Plated Steel
	9520079	<p>Motor Bracket</p> <ul style="list-style-type: none"> - DMI override 3 piece through side plate bracket - Zinc Plated Steel
	9420647	<p>Motor Bracket</p> <ul style="list-style-type: none"> - DMI multi-system awning bracket - Black Painted Cast Aluminium
	9706034	<p>Motor Bracket</p> <ul style="list-style-type: none"> - 100mm X 100mm Plate - Zinc Plated Steel
	9685114	<p>DMI Override Eye</p> <ul style="list-style-type: none"> - 7mm hex shaft - Black composite coated eye - Zinc Plated Steel Shaft



Operators Type 8 and 9 Bracket Accessories

Item	Reference	Description
	9001413 9541089	Motor Bracket - Use with Type 8 operators - Use with Type 9 operators - Attaches to wall plate 9541001,9541005 or 9541009 - Zinc Plated Steel
	9541001 9541005 9541009	Wall Bracket Motor Side for Type 8 and Type 9 - 280mm x 280mm - 330mm x 330mm - 400mm x 400mm - Galvanized Plated Steel
	2003828 9541068 2003830	Wall Bracket Idle Side for Type 8 and Type 9 - 280mm x 280mm - 330mm x 330mm - 400mm x 400mm - Galvanized Plated Steel
	2003807	Idler Bracket - Use with Idlers 9542008, 9542009, 9542012 and 9542014 - Zinc Plated Steel
	9542008 9542009 9542012 9542014	Heavy Duty Steel Idler - 94mm OD - 97mm OD - 124mm OD - 127mm OD - Sealed Bearings - Painted Steel